
































النتائج المالية السنوية لشركات التأمين العاملة في السوق السعودي والمنتهية في 31-12-2019

ربحية (خسارة) السهم	صافي الربح (الخسارة) قبل الزكاة	صافي أرباح (خسائر) استثمارات أموال المساهمين	صافي أرباح (خسائر) استثمارات حملة الوثائق	صافي المطالبات المتحملة	صافي أقساط التأمين المكتسبة (NWP)	إجمالي أقساط التأمين المكتسبة (GWP)	الشركة	شعار الشركة
4.97	712,654,000	97,741,000	137,264,000	7,749,297,000	10,305,074,000	10,410,868,000	Bupa Arabia	
2.62	402,165,000	101,768,000	150,425,000	5,812,986,000	6,712,024,000	8,375,860,000	Tawuniya	
2.15	108,885,000	20,518,000	72,738,000	2,208,377,000	2,436,136,000	2,569,804,000	AlRajhi Takaful	
1.73	108,474,000	22,706,000	31,663,000	940,915,000	1,321,723,000	1,409,777,000	AXA	
1.26	64,308,242	17,210,865	19,601,704	611,731,662	780,385,588	861,936,426	TUCI	
0.56	59,317,699	36,340,605	9,138,764	417,069,784	646,605,277	792,847,561	Saudi Reinsurance	
1.59	41,613,916	6,686,730	23,316,220	508,666,436	700,225,979	1,011,666,001	Allianz SF	
1.05	37,755,000	10,667,000	1,429,000	2,377,000	109,468,000	130,283,000	AljaziraTakaful	
1.47	35,398,000	8,918,000	3,620,000	30,413,000	88,635,000	258,223,000	Chubb	
0.92	23,783,000	5,357,000	-	316,100,000	415,706,000	735,044,000	Wataniya	
0.38	23,659,000	9,601,000	6,580,000	62,247,000	102,409,000	219,941,000	AlAlamiya	
0.4	23,159,000	16,358,000	10,402,000	561,004,000	735,516,000	1,215,394,000	Walaa	
0.04	19,176,000	17,705,000	16,794,000	1,684,772,000	1,737,366,000	2,421,277,000	Medgulf	
0.1	18,365,000	12,005,000	14,665,000	506,770,000	747,538,000	835,236,000	Malath	
0.24	16,941,000	20,489,000	7,039,000	383,589,000	357,974,000	543,717,000	Arabian Shield	
0.39	15,539,000	8,500,000	8,904,000	33,839,000	54,278,000	420,292,000	UCA	
0.14	15,185,631	14,649,539	16,789,219	192,869,227	247,333,609	305,540,939	buruj insurance	
0.44	13,746,000	11,404,000	1,605,000	18,722,000	47,031,000	238,841,000	Alahli Takaful	
0.09	7,115,000	4,657,000	4,580,000	361,228,000	470,867,000	529,352,000	ACIG	
-0.35	-2,382,000	16,394,000	7,767,000	491,516,000	572,820,000	834,341,000	SAICO	
-0.06	-3,789,000	8,281,000	1,620,000	121,882,000	184,691,000	279,690,000	Gulf General	
-0.73	-19,098,000	9,334,000	2,422,000	90,936,000	112,650,000	155,153,000	SABB Takaful	
-1.94	-30,739,000	5,226,000	8,651,000	293,649,000	423,863,000	558,796,000	Gulf Union	
-1.27	-34,031,000	8,220,000	630,000	117,785,000	169,281,000	331,141,000	Alinma Tokio Marine	
-1.6	-37,762,000	5,864,000	1,446,000	171,493,000	217,381,000	332,418,000	AICC	
-1.21	-39,861,000	21,192,000	7,415,000	324,283,000	386,234,000	455,703,000	Al Sagr	
-1.72	-43,920,000	14,842,000	-	241,992,000	363,684,000	391,021,000	Solidarity	
-3.77	-44,210,000	10,780,000	2,168,000	143,892,000	173,679,000	192,248,000	Alahlia	
-2.4	-54,115,000	10,086,000	3,233,000	431,516,000	437,864,000	503,504,000	Salama	
-3.61	-101,352,000	7,468,000	-	119,166,000	154,028,000	154,028,000	Saudi Enaya	
-	-	-	-	-	-	-	Amana	
1.88	1,335,980,488	560,968,739	571,905,907	24,951,083,109	31,212,470,453	37,473,942,927	المجموع	

** تم ترتيب الجدول بحسب صافي الربح (الخسارة) قبل الزكاة**